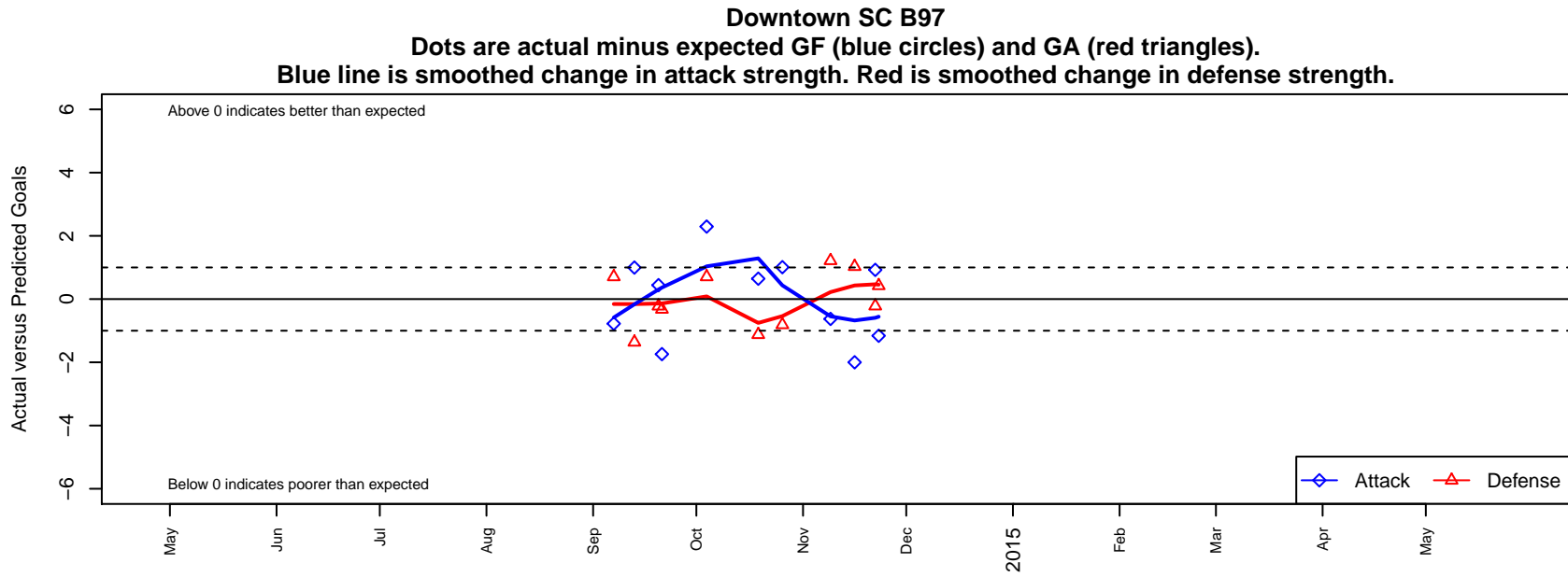


Downtown SC B97

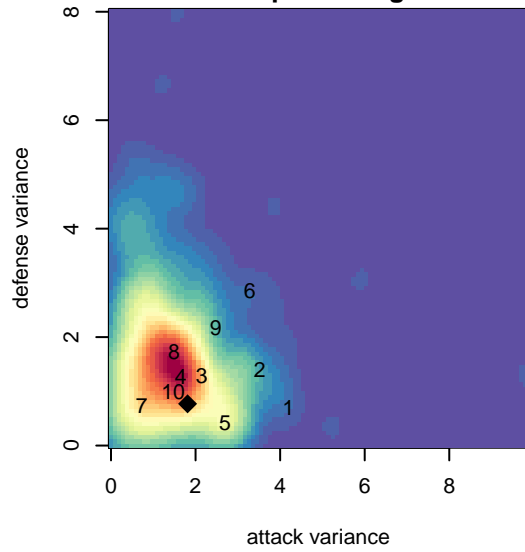
, CAS
B97 total strength=1969
attack=67.65 defense=48.83
fall league = SCDL FI1 U17

alt names used:
Downtown SC BU17

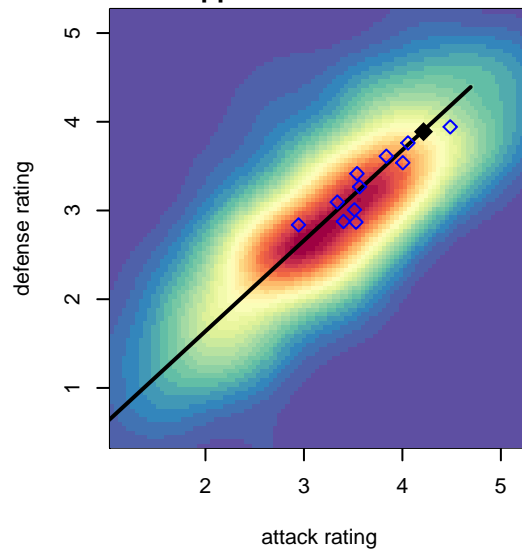
Venues played:
2014 SCDL FI1 U17



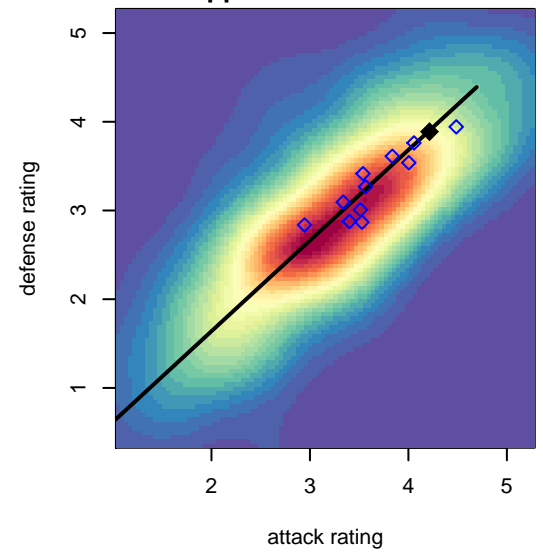
**attack and defense variance (black dot)
relative to other teams
and top 10 in region**



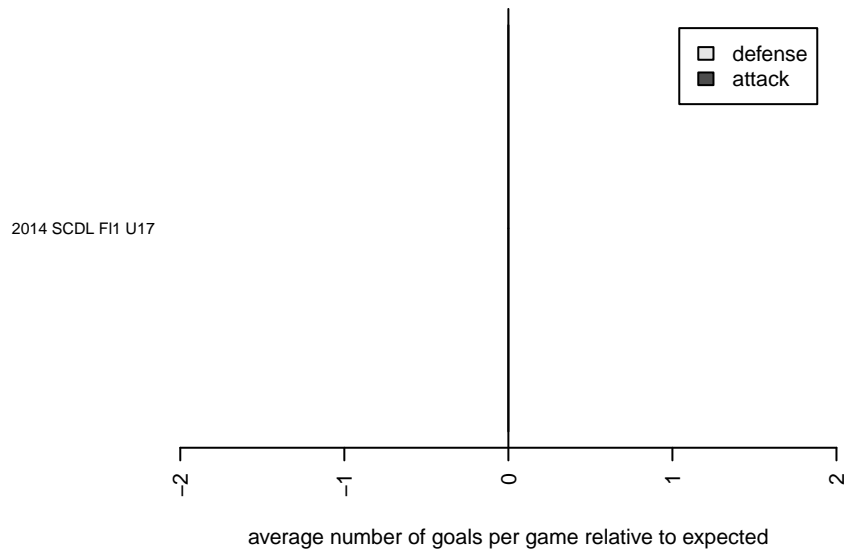
**attack and defense rating
relative to others at age
and all opponents in last 13 months**



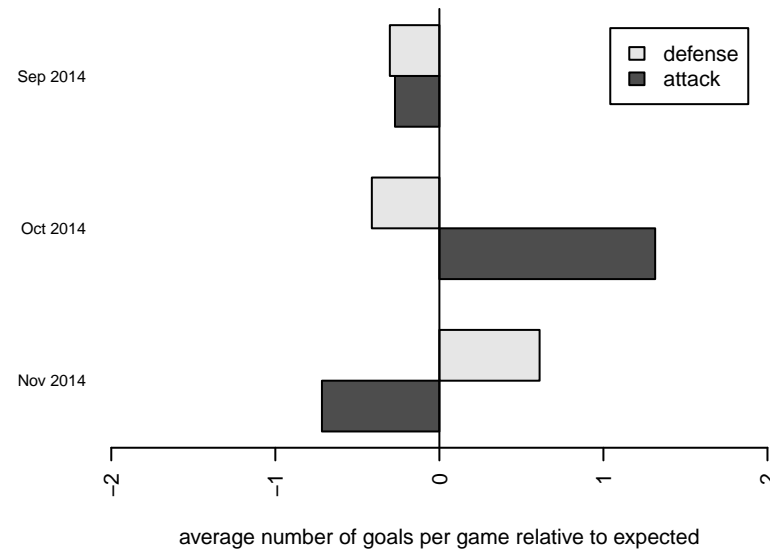
**attack and defense rating
relative to others at age
and all opponents in last 13 months**



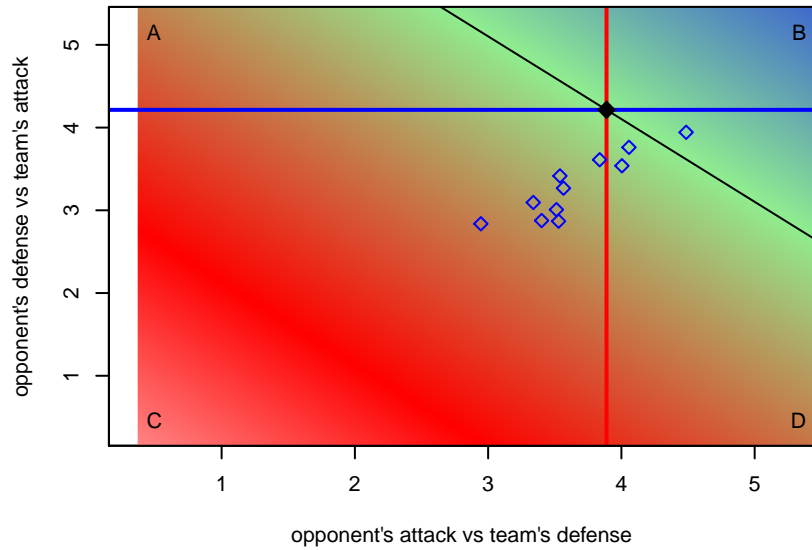
Performance relative to 13 month average



Performance relative to 13 month average



Distribution of opponents
 Red = Lose zone, Blue = Win zone, Green = Even
 Black line separates win/lose zones



lot. A=Neither has attack advantage, B=Opponent has both attack and defense advantage, C=Opponent has both attack and defense disadvantage, D=Both have

date	home		away		venue	pred.home	pred.away
2014-11-23	Pateadores MV B97	0	Downtown SC B97	3	2014 SCDL F11 U17	0.42	4.16
2014-11-22	Downtown SC B97	3	CA Rush Nero B97	1	2014 SCDL F11 U17	2.08	0.78
2014-11-16	Chelsea SC Blue B97	0	Downtown SC B97	0	2014 SCDL F11 U17	1.03	2.00
2014-11-09	Downtown SC B97	1	Cypress FC Black B97	0	2014 SCDL F11 U17	1.63	1.21
2014-10-26	LA Galaxy South Bay Navy B97	2	Downtown SC B97	3	2014 SCDL F11 U17	1.19	1.99
2014-10-19	Pateadores CM B97	3	Downtown SC B97	2	2014 SCDL F11 U17	1.87	1.36
2014-10-04	Downtown SC B97	5	Murrieta Surf White B97	0	2014 SCDL F11 U17	2.71	0.70
2014-09-21	Strikers FC Mission Viego B97	1	Downtown SC B97	2	2014 SCDL F11 U17	0.68	3.74
2014-09-20	FC Valencia Navy B97	1	Downtown SC B97	4	2014 SCDL F11 U17	0.78	3.56
2014-09-13	FC Golden State Gold B97	2	Downtown SC B97	4	2014 SCDL F11 U17	0.64	3.00
2014-09-07	West Coast FC United B97	0	Downtown SC B97	3	2014 SCDL F11 U17	0.70	3.78